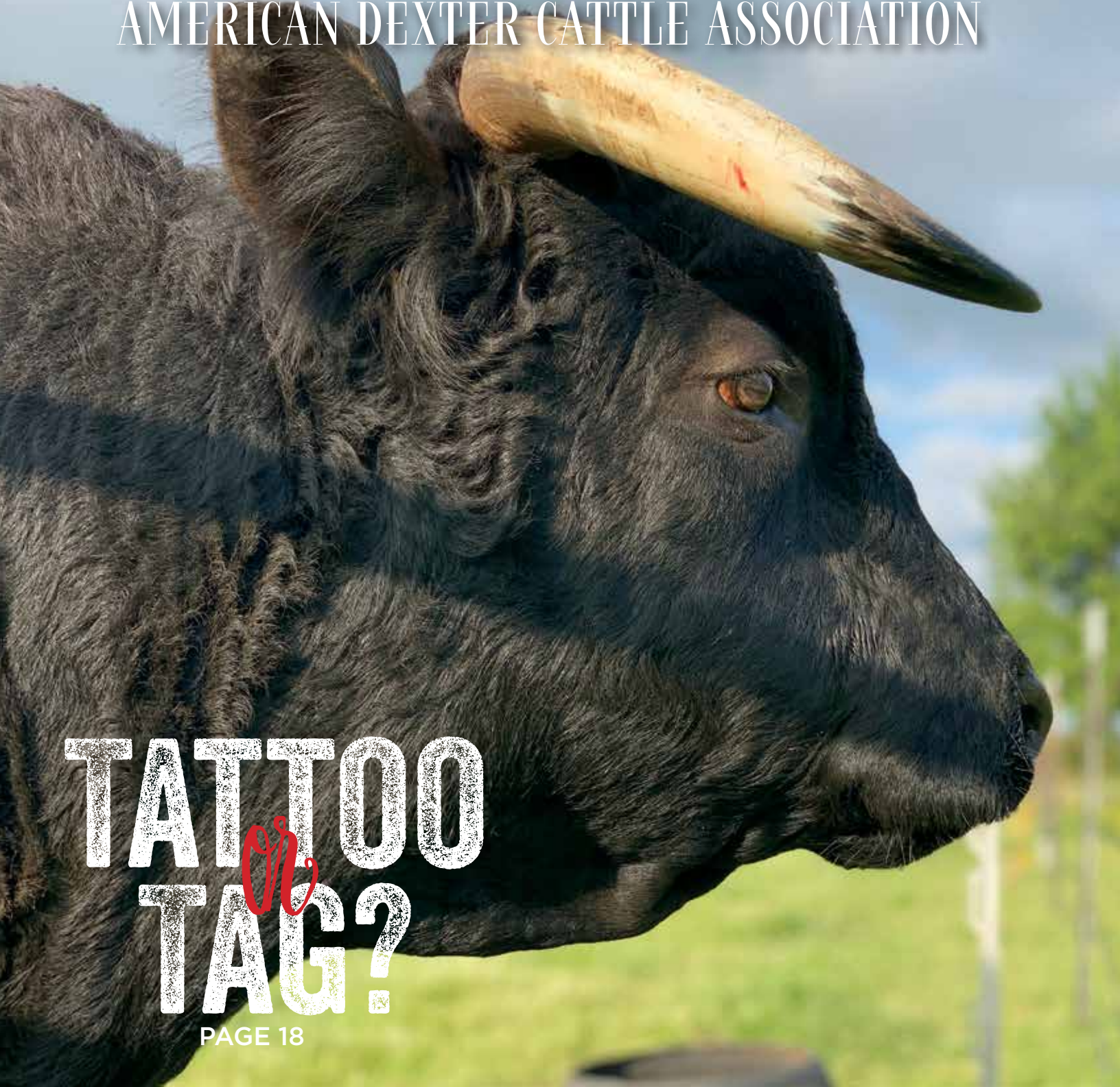


DEXTER

BULLETIN

AMERICAN DEXTER CATTLE ASSOCIATION



TATTOO
TAG?



*photo submitted by
Kim Newswanger
Songwood Haven Farm*

DEXTER

BULLETIN

AMERICAN DEXTER CATTLE ASSOCIATION

CONTENTS

FEATURES

**FALL
PREPARATIONS**

5

THE
MILLION-DOLLAR
QUESTION:

**TATTOO
TAG?**

18

6

"THERE THEY ARE,
GO LOOK AT 'EM."

PUREBRED
LIVESTOCK BREEDING

21

**INCREASED
INTEREST
IN DEXTER
CATTLE**

*A Few of
My Favorite Things*

10

**PROS AND
CONS OF**

A

**FOR THE SMALL
BREEDER**

14

FRONT COVER



*photo submitted by
Norm and Mary Hoover
Hickory Creek Farm*

DEPARTMENTS

- 3 Vice-President's Message
- 12 Dexter Recipes
- 17 Committees
- 22 Conference Calls
- 24 Regional Directors

ADCA CODE OF ETHICS

AMERICAN DEXTER CATTLE ASSOCIATION MISSION

As a member of the American Dexter Cattle Association, I agree that I will:

- Not knowingly make any untruthful statement in submitting applications for registry and not register animals of questionable parentage.
- Not neglect or mistreat my animal (s), but, on the contrary, at all times safeguard and further its/their well-being.
- Not transfer any animal to a party who I feel will not conscientiously look after its health, safety and well-being or may exploit or degrade or otherwise act to the detriment of the breed of animal.
- Only breed animals that I know to be in good condition and health.
- Represent my animals honestly to prospective buyers and give such advice or assistance to the buyer as may be reasonably requested.
- Keep on the alert for and work diligently to control potentially adverse effects of known genetically inherited conditions by educating prospective buyers regarding the implications associated with the presence of these conditions in a breeding program.

- So act in my breeding practice and in dealings with others as to protect and improve the good standing and reputation of the breed and of the association.

The mission of the American Dexter Cattle Association is to protect, improve, develop, and promote the interests, standing, and quality of the Dexter breed; and to assist members in adding value to their animals.

TATTOO LETTERS & YEARS

1999 – J	2007 – T	2015 – C
2000 – K	2008 – U	2016 – D
2001 – L	2009 – W	2017 – E
2002 – M	2010 – X	2018 – F
2003 – N	2011 – Y	2019 – G
2004 – P	2012 – Z	2020 – H
2005 – R	2013 – A	
2006 – S	2014 – B	

DON'T FORGET!!!

Please remember this when registering animals!
THE ONLY MANDATORY TEST for registration -
the genotype - is sent to the registrar directly
from the lab.

ALL other tests (e.g., A2, PHA, Chondro) are **OPTIONAL**, and their results must be sent to the registrar by the owners.

VICE-PRESIDENT'S MESSAGE

OFFICERS

Jim Woehl

President

(605) 745-4755
woehlsx4@gwtc.net

Kimberly Jepsen

Vice - President

(918) 944-8816
Kacj9806@yahoo.com

Immediate Past

President

Carole Nirosky

Secretary

(216) 403-7298
cnirosky@aol.com

Roberta Weiringa

Treasurer

269-615-1729
wieringadexterfarm@yahoo.com

Jill Delaney

Registrar

adcaregistrar@gmail.com

STAFF

Ray Delaney

Web Developer

info@raydelaney.net

Brent Phillips

Bulletin Layout and Design
bpdesignadca@gmail.com

Greetings from Northeast Oklahoma! I hope when this Bulletin Edition reaches you, it finds you well and settled in a comfy chair to enjoy this latest edition of the ADCA Bulletin.

Just before writing this letter to you, I looked to our Dexter Bulletin Archives to serve as inspiration. Did you know that we have copies of old Bulletins as far back as 1976? Before that time period, we have copies of the American Kerry and Dexter Cattle Club Bulletins dating back to 1911. How cool is that? Before I knew it, I had fallen down a rabbit hole bringing me back decades. I love that the ADCA cherishes its rich history and archives it for future generations. If you haven't yet, check out the articles via the ADCA Webpage. They can be found under the About Us tab and it is listed as "Dexter Bulletin Archives".

On the ADCA website, you'll also find Board meeting archives. While they may seem boring to read, it is a valuable way of being informed about the continuing work within the Association and the direction we are headed. I am excited and honored to be a part of this effort and want to thank each of you for your membership participation.

We have received the nominations for the Chuck Daggett Good Citizen Award, the Talisman Farm Award, and the Chris Odom Youth Award. We have constructed a committee for each of those awards to review the nominations and will be revealing the winner during the AGM in October. The award ceremony is always one of the highlights that I look forward to at each AGM.

For now, the show will go on. If that changes we will be sure to inform members as soon as possible. Till then, stay safe and well.

Kimberly Jepsen
ADCA Vice President



FALL

PREPARATI

IONS

LAACI LOUDERBACK | REGION 2 DIRECTOR

As summer is slowly coming to an end, fall will be here before we know it and then winter is right on its heels. Getting things prepared around the farm is a critical step everyone needs to do. We start out by doing a fall herd health vet check. It is at this time that we wean the spring calves, and make sure everyone is up to date on their vaccinations.

We also have our vet run fecal testing to ensure we are not running up against any parasite issues and can treat accordingly. We want all our animals to be in their best health all the time, but especially going into winter when weather conditions can be high stressors on their body condition as well.

While for some of us fall is a break from the high summer heat, it also is a break for our pastures and the grass starts its regrowth. Along with that regrowth, just like in the springtime, there is a higher chance for Grass Tetany. By making sure the cattle have easy access to High Magnesium loose minerals or mineral tubs, it's just one more step in the prevention of herd health issues.

Before the fall grass regrowth comes to an end, you need to be thinking of what your winter hay situation will be. The biggest question is "How Much Do I Need?". At the bare minimum, an animal needs 2.5% of their body weight in feed. However, that percentage can go up depending on many factors as in: is it a cow in calf, are the cows lactating, do you have younger weaned animals that are growing? They all need more feed, to not only keep up their body condition but to stay warm when the weather conditions are harsh. For these reasons, we personally calculate for 3.5% of the animal's body weight to take into account outside factors and waste. The next step is to determine how long you will need to feed hay. Do you have a more harsh climate where you need to feed six months or a milder climate where you can get by with just three? Either way, knowing how long you need hay is a critical step in the calculation of how much you need.

When you are making or purchasing your hay, you HAVE to know the nutritional value of it. All hay is not created equal and, if your hay is on the lower end of the nutritional scale, the animals are going to eat more trying to meet their needs. Ask the producer whom you get your hay from what their nutritional testing scores are and, if you are making your own, have it tested. Most county extension offices offer testing services. If you only have access to lower quality hay, you'll need to supplement with protein tubs, pelleted forage (alfalfa, timothy or orchard cubes/pellets), or even grains.

Once you have an idea of how much hay you require, proper storage is key. You'll need to keep the hay under cover, in the dark (to prevent sun bleaching, which can cause the nutritional values to go down in protein and vitamin A levels), on dry surfaces (no rain puddles under or around the hay) and in an area with good ventilation. Hay should not be placed directly on the ground or concrete floor, because the hay will wick up moisture. Having the hay on pallets or 2x4's not only aids in keeping away moisture, but also allows for extra airflow.

Fall is the time to get prepared for whatever winter is going to throw at us. Do everything you can do now to make your farm life easier. You will be thanking yourself as you are trudging through those two feet of snow or eight inches of pounding rain.


“THERE THEY ARE.
GO LOOK AT 'EM.”

PUREBRED

LIVESTOCK BREEDING

JEFF M. CHAMBERS | REGION 6 DIRECTOR

Dual-Purpose Cattle, by Claude Hinman, was a book that, from an 8-year old's vantage, set high-up on a shelf in my Grandfather's house along with several other books on farming and agriculture. It was an “old” book even then. As I recall, none of the books were moved off the shelf much, and I only saw my Grandfather read the newspaper and business papers. But that dual-purpose term caught my eye. I asked Grandpa more than once what it meant. True to Scots-Irish form Grandpa, while pointing to the barnyard or a group of cows in the pasture, would say: “There they are. Go look at ‘em.”



As we started our own dual-purpose cattle adventure over 20 years ago, I recalled this book and asked my Grandmother if it was still around. I don't know that finding a buried treasure would have

seemed much different then as shuffling through that box of books to find the still familiar, spring-green cover of Dual-Purpose Cattle. As I viewed this same book later in life it was clear that it had been well and respectfully worn and “used.” I read it through and through adding a little more wear to its pages. Since then, I have found another copy and keep it on my bookshelf.



I would highly recommend the entire book to those in the dual-purpose cattle business and in purebred livestock breeding for the productive increase of good livestock. Hinman's dedication in the book is as follows:

“Dedicated to... All breeders of dual-purpose cattle who, with the courage of their convictions, have developed a type of cattle best suited to general farm conditions.”



One of the chapters, among many, that I return to now and again when the need to get back in tune with essentials is in order is Chapter 1 of Part Two: Purebred Livestock Breeding. It is a short chapter of only four pages but one that succinctly describes what is required to enjoy and excel in the world of purebred livestock breeding. The summary states, “The purebred livestock business is a lifetime job. It is not a job for one who expects quick rewards.”. Keeping those words in mind as you continue or begin your experience in the purebred livestock breeding business, I believe, will serve you, your herd, and the dual-purpose Dexter breed well.



I would like to share with you a small portion of this wonderful book. Enjoy.

Reprinted in full for educational purposes.

Dual-Purpose Cattle - Part Two, Chapter 1 – Purebred Livestock Breeding
by Claude Hinman, 1953, Roberts Bros., Springfield, Missouri.



Purebred Livestock Breeding

Rewards. The purebred livestock business is both a vocation and an avocation. Those who are suited to it, who have what it takes, do better financially than do those handling ordinary or commercial livestock. As an avocation, it is very rewarding to those appreciative of the intangible rewards it offers.

What is Required? All the following are required, and no possible arrangement can indicate their

relative importance because each is essential. These are imagination, idealism, artistic zeal, patience, love of animals, integrity, capital, capacity for study, plain guts.

Imagination is that quality, which enables its fortunate possessor to “live as seeing the invisible.” It enables those who have it to visualize objectives not yet reached. Great progress has been made in livestock development. Perfection has not been achieved – probably it never will be – because, as successive goals are reached, new vistas are opened by the imagination of those who are the prophets of the future.

Idealism is that quality that appreciates the value of a reach that exceeds the grasp. That value, which is not, it seeks to bring to be. It is this quality that leads humanity to realize that the burden laid upon it is to be dissatisfied with the present achievement in the hope of something better.

The story is told of an oriental despot who summoned one of his wise men and said, “On pain of death, tell me one truth which will always be true.” The sage replied, “My life is in thy hands, O King, but the truth thou sleekest lieth within these words: ‘This, too, shall pass away!’” Fortunate is he who can feel assured he has had some part in making that which shall follow to some degree better than the present. Such achievement comes only through creative imagination and idealism.

Artistic zeal is based upon the realization that beauty and utility are inseparable as expressed by Keats in the couple: “Beauty is truth, truth beauty; that is all ye know on earth, and all ye need to know.”

The livestock breeder needs Patience because the operations of nature are slow. No matter on which level he starts, he finds that the development of a herd of cattle and bringing this to anything like what he has hoped for and imagined takes the years covering many cattle generations and most of a man’s lifetime.

The man who does not actually Love animals and who cannot get pleasure simply from being with his livestock and noting their progress should not be in the purebred business. He will miss its satisfactions as an avocation and will not succeed in it as a business.

The purebred livestock business is based upon the Integrity of its participants. Integrity goes deeper than mere honesty. Honesty may consist of the negative virtue of not doing wrong. Integrity is based upon the inherent desire to do right as between man and man because of the instinctive feeling that this is the plane upon which human relations are best conducted.

Capital is required in any business. The slower the turnover of the business, the more capital is required. The man engaging in purebred livestock business must realize that it will be some years before returns from his investment may be expected to be commensurate with his investment. This will be true no matter what level he starts to operate. One engaging in any other business anticipates a certain amount of time required to get known, to iron out the kinks in his business, to establish goodwill by virtue of the quality of his product and his methods of dealing. It is no different in the purebred livestock business. The farm name will represent what is essentially his trademark, to get recognition for this will take time. This writer’s father used to have an inelegant but very expressive saying, “You can’t bull a cow tonight and eat veal for breakfast.” The new breeder will generally be unable to sell his product for what he has had to pay for his foundations. He will have bought, if he is wise, cattle from recognized breeders. These are the “known brands” of the cattle business and, as such, they command more than the unknown

brands of new breeders. That time is money is a common saying. In the case of the new breeders, this means that he must have enough capital to carry him over the period of time necessary to get established. It may be longer than he thinks.

The greatest cost of purebred, as compared with commercial herds (we will not call them scrubs), comes from the feeding of unproductive increase until these are marketed. In a commercial herd, approximately sixty percent of the livestock units will be of productive ages; while in a purebred herd only about one-third will be. This means that one is carrying on expense many more young cattle from which there is no immediate return.

They must be fed better. The man who buys purebred livestock buys them because he believes them superior to what he now has. Unless they look it, he will not buy. The man who does not expect to give more care to his purebred cattle than would ordinarily be taken of common cattle, had better not engage in the business. Care is necessary for another reason: the variation upon which improvement is based is induced by better care. Farming and especially livestock breeding is a highly skilled and intricate business requiring scientific knowledge and no small degree of practical skill.

No man should start purebred livestock breeding who is not able and willing – even glad – to Study Constantly. Like St. Paul, he will

always need to say, “I count not myself to have attained.” The man who is unable to change his mind does not prove thereby that he has a powerful mind -he proves, rather, that he is a weak man. There will always be much to learn and sometimes it is necessary to unload the present cargo to make room for the new. Making up one’s mind needs to mean more than merely rearranging one’s prejudices.

Courage is required in all business. Disappointments will come. Losses do occur. Neighbors may be unappreciative. Chances must be taken. It seems to be one of the trying things that those occurrences that we have been unable to anticipate are usually those whose results are on the wrong side of the ledger.

Summary. The purebred livestock business is a lifetime job. It is not a job for one who expects quick rewards. Ida Tarbel said that contentment of mind is largely dependent upon one’s activity in an undertaking which he believes worthwhile. The purebred cattle business is a rewarding and a satisfactory business for those so constituted that the goals they seek are those reached through service, creative enterprise, and the forwarding of the enduring good of humanity. The greatest values in life are not material. Those who realize this will understand the meaning of the injunction “Keep thy heart with all diligence, for out of it are the issues of life.”





*photo submitted by
Danny Collins
Jesse's Hill*

A Few of
My
Favorite Things

KIM NEWSWANGER | REGION 9 DIRECTOR

Does this Covid-19 isolation stuff have you down? Then maybe it's time to remember some of your favorite things. Here are some of mine that get used extensively around the farm and are also usually an answer to the "What do you use for..." questions from new Dexter owners.



Check out that cream line! ...I mean lid.

First off, I love milking my Dexters & I love my Dexter milk! I've found half gallon mason jars with reCap pour lids (available at masonjars.com) to be the most convenient way to store & use my lovely Dexter milk. These things really do the trick! They eliminate the mess of trying to pour out of the wide mouth jars.

After freshening, to produce that wonderful milk, the cows need to be bred back. I love using Estroject stickers, whether I'm tracking heats to AI a cow or just putting her in with a bull. The sticker goes over the cow's tailhead & the silver rubs off when she's in standing heat, so I know an exact breeding date or when to call the vet for AI. This helps to narrow down the "when is she going to calve" guessing game come next year.

Heifer calves around this farm usually get halter trained,



Ruby ready for her first breeding. Heat detection patches take out the guesswork.

especially if I'm milking their momma. I have several of my favorite style of halters that I always reach for first. The Slide Ring Poly Halter by Sullivan Supply is the best design for training a calf to lead because the metal ring allows for a full "release" of pressure when they give the right response. (Yes, I use a natural horsemanship type, pressure & release method to halter train my Dexters.)



Dixie standing tied comfortably, with no pressure on her head, because the metal ring allows a full "release".

Last, but not least, to maintain their health, weight & milk production, the cows need to be getting the best forage I have available. That's why I've adopted a strip/mob grazing method of rotational grazing. There are lots of nifty tools for this and two of my favorites so far are the mini-reel and the O'Briens



Treadaline step-ins are easy to use and the most durable I've found.

Treadaline step-in posts (which allow me to string a line low enough for Dexter calves!) available from Kencove.

So, there are a few of my favorite things. I feel better...hope you do too.

TRIED AND TRUE DEXTER RECIPES

POOR MAN'S PRIME RIB

KIMBERLY JEPSEN | VICE-PRESIDENT

POOR MAN'S PRIME RIB

INGREDIENTS:

- 3 lb Round Roast
- Salt and pepper to taste

1. Preheat the oven to 500 degrees F° (260 degrees C). Season the roast with salt and pepper and place in a roasting pan or baking dish. Do not cover or add water.
2. Place the roast in the preheated oven. Reduce the temperature to 475 degrees F° (245 degrees C°). Roast for 21 minutes (seven minutes per pound) then turn off the oven and let the roast sit in the hot oven for 2 1/2 hours. Do not open the door at all during this time!
3. Remove the roast from the oven, the internal temperature should have reached at least 145 degrees F° (65 degrees C°). Carve into thin slices to serve.

It happens to me every year and I'm sure I'm not alone. The last cut's of beef left in my freezer is always the less than desirable ones. For each of us, that may be different but I'd be willing to bet many of us will have tough cuts of roast left that end up in a pressure cooker or put in a slow cooker for hours in the hopes that it turns out tender and juicy.

After we sent in a few steers over the years I resorted to telling the butcher to just grind the tough cuts into hamburger. I have more recipes that call for ground meat than I do Pikes Peak or Bottom Round roast and my family grew tired of eating nothing but roast the last few months before sending in our next steer.

However, one day as I scrolled through Pinterest I came across this recipe and it piqued my interest so I gave it a try. The recipe calls for Eye of Round roast however you can use any cut of roast. It truly does take a tough cut of meat and turn it into a tender, delicious piece of meat. I've used Pikes Peak, Bottom Round, and Top Round roasts. All have turned out great.

Poor Man's Prime Rib has become one of my family favorites. Which is saying a lot. I seldom repeat a recipe twice unless it is fantastic! Instead of grinding tough cuts of roasts into hamburger or risk letting them get freezer burned from sitting at the bottom of the freezer for ages I now treasure those cuts!

This is a gem of a recipe but it does take a little think-a-head planning. However, the prep work doesn't get much simpler than this. This is bound to be a crowd-pleaser for every carnivore young and old. Plus it is a super easy recipe designed for the busy mom who is always on the go. Try it for yourself, I promise you won't be disappointed.





PROS AND

CONS OF

AI

FOR THE SMALL

BREEDER

DANNY COLLINS | REGION 8 DIRECTOR

When we began with Dexters, I wasn't too keen on having a bull. Way too much testosterone and bulls were dangerous, weren't they? Plus, a good bull costs money and uses pasture space. We'd go AI (Artificial Insemination) only. I asked my vet and he gave me the contact information of a local lady. Little did I know that she is one of the most capable and experienced techs in the state. She recommended getting a bull anyway. After all, a full ejaculate can yield hundreds of straws, while the semen in a frozen straw could have been damaged during shipping and handling. Better safe than sorry! We bought a friendly and polite young bull to begin our Dexter journey with.

Fast forward and we've had three mild-mannered bulls, doing one breeding season half and half and one breeding season using AI only. Conception rates were at 100% with either method, except for one cow that proved sterile and those cows that were too wide to fit in the chute until we modified it. Live and learn! Here are some thoughts on AI vs having a bull that I wanted to share with you.

First of all, do you have someone in the area who is capable, experienced, and dependable doing AI? You have a twelve-hour window after observing standing heat to get the cow serviced. Should you miss this opportunity, you have to wait for another heat cycle. You also want someone who knows what they're doing.

Where or who will be storing straws for you? You can buy the necessary container for liquid nitrogen yourself or ask your tech/vet/ dairy farm neighbor for storage. Depending on size and model, these containers need to be filled every eight to twelve weeks. Are you capable of handling straws and liquid nitrogen? My tech offers free storage, but no guarantee on the damage of straws.

Straws of Dexter bulls are offered on the ADCA website, some commercial companies, and some privately. The cost of each straw can be anywhere from \$25 to \$150. Shipping depends on location and which carrier is used. I had the feeling of being ripped off with one shipment, while others have been reasonably priced.

Will you observe for standing heat or will you use a protocol



*photo submitted by
Danny Collins
Jesse's Hill*

involving CIDRs? This depends very much on the time that is available to you. Either way, you'll need heat detection patches that you stick across the tailhead of the cow. These patches have two layers: a bland gray top one, that can be rubbed off to show the brightly colored layer underneath. You can see from a distance if other cows have tried mounting your AI candidate or laid their head on her rump. Once half the gray is rubbed off, keep an eye on her. Call your tech and tell them you expect standing heat soon and the straw you want to use, in case you store multiple bulls with them. Once you observe standing heat, meaning the cow will stand to be mounted by other cows, call your tech again and have the cow ready to be put in the head catch or squeeze chute at the appointed time.

If you want to have heat induced hormonally and at a time convenient for you, you'll need to follow a CIDR (Controlled Internal Drug Release) protocol. There are various forms of this method. Some take one week, others two weeks. Talk to your tech and use what they recommend and are comfortable with. At the very least, the cow will need to be handled three times: for injections, the vaginal insert, and the actual insemination. Each farm visit might cost you and the hormones needed are usually bought by vial, not an injection. Also keep in mind that, if you are advertising your beef as being without additional hormones, this might not be possible. On the other hand, if you only have one cow or are dealing with silent heats, this is the safest method.

As I said above, we had one breeding season where we only used AI. I had shopped for bulls (candy store moment!) and had them shipped to my tech. I had kept records on the heat cycles of my cows and, when I stuck their patches on them one evening, I already had a good idea of the individual timing. I watched them like a hawk

and it paid off. Yes, it was a little bit daunting and stressful, but I had expected that. Our tech had educated me on the role of healthy weights in cows, neither too thin nor too fat, and gave me feedback on their condition while we prepared. I thank my lucky stars for this woman.

The winter after the AI calving season I had the opportunity of purchasing an extraordinary bull. Like with any adult bull, his feed bill was roughly that of a large cow. We built him an extra paddock and shed to live in when he needed to be separated from the herd. We made sure that fence lines close to his harem were fortified with electricity. In short, we built a cozy Fort Knox for him and gave him a buddy for the time he was away from his cows. We had wanted to add those facilities anyway for weaning heifers, so it was an expense that we'd anticipated.

Breeding using a bull was wonderfully easy. It had been a while since we'd had a live bull, so I was thrilled to see him romancing and talking and doing the deed several times per cow. All I had to do was mark my calendar. Dead easy. Mind you, when a cow was in heat I was very aware of where he was. I never disturbed him when he was on the job. A bull is a bull is a bull.

Said bull has now left to live with friends and we have a new herd sire. I do want to selectively use AI, but only if I have the space to keep any resulting heifers. The genetic diversity you have at your fingertips is truly amazing. On the other hand, you are responsible for doing the work a bull does naturally. You'll need to figure out which makes the most sense for you financially and with any time constraints you have. Do what feels right for you and enjoy the journey.

DEXTER BULLETIN

New Look
More Articles *Advertise*



1/8 PAGE
(BUSINESS CARD SIZE)

1 issue \$30
4 issues \$100
4 1/4" x 2 3/4"

1/4 PAGE
1 issue \$60
4 issues \$200
4 1/4 " x 5 1/2 "

1/2 PAGE
1 issue \$120
4 issues \$400
8 1/2 " x 5 1/2 "

1 FULL PAGE
1 issue \$240
4 issues \$800
8 1/2" x 11"

DEXTER BULLETIN ADVERTISING

ADCA members can advertise in our ADCA Dexter Bulletin. The bulletin is published 4 times a year and is sent to each member's home.

You can see digital copies of the ADCA Dexter Bulletin on the Dexter Bulletin website page.

If you would like to advertise in the bulletin, fill out the Bulletin Advertisement Application found on the ADCA Website, attach your ad jpeg, and pay the appropriate fee.

AMERICAN DEXTER CATTLE ASSOCIATION COMMITTEES

PEDIGREE & GENETICS

Jeff Chambers Chair
Sandi Thomas
Danny Collins
Kelvin Tomlinson
Brody Johnson
Dr. Gus Cothran

WEBSITE & TECHNOLOGY

Pat Mitchell Chair
Ray Delaney Co-chair
Jill Delaney
Carole Nirosky

REGISTRATION DATA & SOFTWARE WORKGROUP

Jeff Chambers
Pat Mitchell
Susan Smythe
David Morgan
Jill Delaney

TALISMAN AWARD

Jim Woehl Chair
(2019) Vicki Jones
(2018) Jim & Peggy Woehl
(2017) Debra Hawkins
(2016) Rick Seydel
(2015) Jim Smith
Belle Hays Honorary

EDUCATION

TBD Chair
Kim Newswanger Co-chair
Janice McKim
Laaci Louderback
Carrie Shepperson

SOCIAL MEDIA

Carole Nirosky Chair
Kimberly Jepsen Co-Chair

EXPO

Jim Woehl Chair
Becky Eterno Co-Chair, Hospitality
Jennifer Wolf Check-in-table
Jeff Chambers Facilities & Volunteers
Rebecca Gygax Website Expo Store
Clem Nirosky Barn Supervisor, Animal
Check-in
TBD Education
Rick Seydel Ribbons & Awards
Rick Seydel Show
Danny Collins Advertising
Danny Collins Photography
Elissa Emmons Youth
Laaci Louderback Photo Contest
Carole Nirosky Social Media

BY-LAWS & STAN- DARD OPERATING PROCEDURES

TBD Chair
Pat Mitchell Co-chair

NOMINATIONS & ELECTIONS

Kimberly Jepsen Chair
Carole Nirosky Co-chair
Skip Tinney

MARKETING & ADVERTISING

Danny Collins Chair
Dave Morgan
Terry Sprague
Kimberly Jepsen
Skip Tinney

ETHICS

Jim Woehl
Becky Swisher
Ryan Parker
Juli Holland
Danny Collins
Terry Sprague
Jeff Chambers

ODOM AWARD

Kimberly Jepsen Chair
Julie Reimer
Brody Johnson
Brandon Hubur
Don Giles
Richard Yockey
Kathy Chaney

SHOW COMMITTEE

Rick Seydel Chair
Kimberly Jepsen Co-chair
Rick Harvey
Rebecca Gygax
Ryan Parker
Becky Swisher
Clem Nirosky

BEEF MARKETING TASK FORCE

Pat Mitchell Chair
Michael Allen
Pam Lane
Sean Silverman

LOGO TASK FORCE

Terry Sprague Chair
Carole Nirosky Co-Chair
Rick Seydel
Kevin McAnanny

YOUTH

Elissa Emmons Chair
Laaci Louderback Co-Chair
Emily Boeve
Becky Eterno

THE
MILLION-DOLLAR
QUESTION:

TATTOO
TAG?



JENNIFER HUNT | REGION 7 DIRECTOR



The ADCA requires permanent identification when registering your Dexter cattle. A permanent ID is much like a social security number for cattle. It should follow the animal for its lifetime. It is how we differentiate between animals even after the animal is sold. Prioritizing the use of permanent IDs in your herd management may prove helpful in the scenario of theft or a lost animal. It is how you prove that the animal is your property. Acceptable permanent ID comes in the form of either a Tattoo or USDA 840 tag in the ear. Both methods are applied differently and require separate preparation.

In history and still current today, ranchers may brand their cattle as their form of permanent ID. Instead, many people use tattooing or official government issued tags as permanent ID for their farm livestock. Most livestock registration associations have rules for what is accepted. Not following those association rules may delay the registration of animals. So when it is time for you to start applying permanent ID to your Dexters which method will you choose? Below I will explain the technique and purpose of each method, so you can make an informed decision when the time is right.

Tattooing can be as simple or as difficult as you want to make it. Each breeder has their own opinion on when this task should take place, regarding the age of the calf. Some do it at birth, while others wait until the calf is a bit older. We wait until the calf is closer to 5 months of age, so their ears are larger, giving us a bigger canvas to use.



You will need to purchase a tattoo kit from either your local farm store or an online vendor. There are many different brands, but most are a manual clamping tool. Ensure your kit comes with ample letters and numbers. You will need to purchase either black or green roll-on ink. You will need to form your own opinion on the longevity of the color. For me personally, I believe the green ink may last longer. Of course, the longevity of a tattoo may also reflect operator experience. Next, we will get into the How-To's on applying a tattoo.

Preparing your Dexter for tattooing is not that difficult. Most importantly, you must know "what tattoo" you are going to put on your calf. The ADCA has a guideline for acceptable tattoo formats. The first part must be the first letter of your farm (I.e. if your farm is Cherrydale Farm, the letter to use is C." The second part is a number indicating the order the calf was born that year (was it the second

calf born that year? Then use the #2.) The last part is a letter for the assigned breeder year (the ADCA website lists the letter year codes, but as an example, 2020 calves are to use the letter H and 2021 calves will use the letter I.) In the example above the tattoo would read C2H.

Always get your tattoo clamp set up beforehand with the correct letter and number format. Practice making impressions on a piece of paper to ensure the letters are all going the correct direction and order. If the calf is older you will likely need a proper restraint location, like a squeeze chute. As you can imagine it is not pain free to get a tattoo. Once you have your calf firmly restrained, wipe away any dirt or ear wax that is on the inside flap of the LEFT ear. The left ear is typically chosen because the right ear must be left available for the Brucellosis vaccination and corresponding tattoo on heifers. Now that the ear is clean, you will see the rises and valleys of the ear or better known as the “ribs of cartilage.” You will want to tattoo in between the ribs of the ear, on the flat smooth parts. The location of a tattoo is often placed in the upper 1/3 of the ear. Most tags are placed in the middle third.

After the ear is clean, generously roll on the ink. Next, line up the tattoo press on the ear. Firmly and quickly squeeze the handle and DO NOT let go for at least a few seconds. The bovine will throw its head around, so hold on. Release the tattoo clamp and roll more ink into the remaining holes. Take a toothbrush and scrub the ink down into the holes with more ink. Do not wipe off the excess ink.



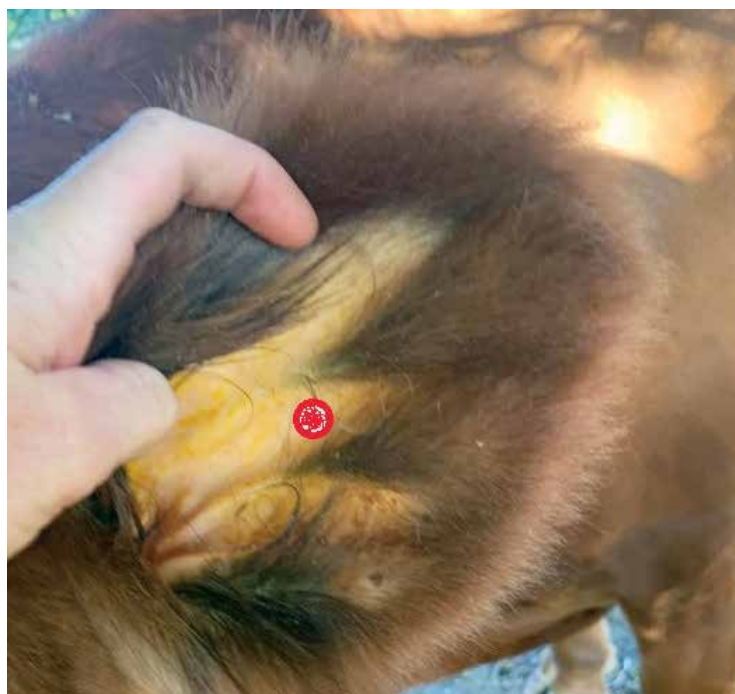
Ear Tattoo location: upper left ear, between cartilage ribs

The alternative to tattooing is using the government's USDA 840 tags. In 2011, the USDA proposed a rule for animal traceability to include such items as a uniform tagging system, tamper proof tags, and premise ID location database. The purpose was for the USDA to be able to trace and follow any livestock animals and their movement across the country. While Dexters are typically raised for more of a farm-to-table operation, we can still utilize the simplicity of the tagging system. The 840 tags are also becoming more widely required when doing state-to-state interstate travel.

The USDA tags display a 15-digit number, the US shield emblem, and an unlawful to remove stamp. The tags come in a variety of styles, including hanging, button, color, and shape variations. Manufacturers have designed the tags for one-time use, meaning their retention rates are much higher than your standard hanging number tag. The “Unlawful to remove” clause makes it a serious crime if someone removes the tag, with the purpose of concealing theft or for other deceptive intentions.

Each tag number starts with 840, which is the code for the USA and then followed by a unique number. For the USDA to issue tags to you, your name must first be in their premise database. This would involve you registering your farm location with the USDA. If you purchased a farm that was previously owned, often there is already a premise ID associated with the location, but will need to be updated with your farm information. To secure a Premise ID number, you will need to call your State Animal Health Commission. In Texas, this step only took a few minutes on the phone. Once you receive your premise ID, you can then order USDA tags from online vendors.

Preparing to apply a USDA tag can also be done at varying ages of a calf. We choose to wait until we are giving first vaccinations at around 4-5 months of age. Write down the tag number before applying the tag to the calf. If you have multiple calves to get tagged you may want to document the name of the calf, tag number, dam/sire info on a piece of paper. This will make your life easier when it is time to do the registration. Next, properly restrain the calf. Clean out the LEFT ear of any debris or dirt. Follow the instructions on the package since some manufacturers have different application tools. You will want to apply the tag in the middle 1/3 of the LEFT ear, and slightly further inward than a standard hanging tag. Depress the tool firmly and ensure the tag has been correctly placed and locked before letting the calf go.



Ear Tag location: middle left ear, between cartilage ribs

It should be noted that some breeders do both, to increase their security on their cattle, in the same way that branding was used. Some may just tattoo their own initials in the ear as another means of identifying the cattle when using the 840 tags.

When you are ready to complete new registration paperwork you will enter either the Tattoo you made in the ear or the LAST 6 digits on the USDA 840 tag (Not the entire 15 digit code.)

So now you should have a good idea of what will be the process, when you need to apply permanent ID, to any new cattle. If you have any further questions reach out to your Regional Director for ID requirements.

INCREASED INTEREST IN DEXTER CATTLE

SKIP TINNEY | REGION 1 DIRECTOR

Over the last few months, I have personally received an increased amount of emails, texts, Facebook messages, and phone calls with questions about wonderful Dexters. Some of the correspondence has been from people wanting to find a breeder or animal or simply need help with an ADCA process. But there have been a lot of people new to Dexters (and cattle) asking great questions about what benefits the Dexter breed has to offer.

While I offer up farm tours of my farm, I have also contacted other breeders and set up farm tours for new people. It has been easy to do this on my farm and I am still able to practice proper social distancing.

Several of these new people have small acreages and have never had livestock. With all the uncertainty going on, they have decided that they want some stability in the food supply for their families. But they but have no idea how to get started.

They have asked questions about forage, pasture management, hay requirements, infrastructure, nutrition, owning their own bull vs A.I, milking and making cheese, halter breaking, showing, and market-

ing, finding a veterinarian, etc. All great questions and sometimes, I have to “phone a friend” for the answers. Sometimes, the questions are best answered by another farm tour at a different farm.

Now is a great time for us all to be great ambassadors for Dexter Cattle and help people find the lifestyle that we have. You will be surprised how much knowledge you have when you start sharing and mentoring new people. You might even enjoy it as I do.

People may not be ready to buy from you, and you may not have anything for sale right now. But most of us view this as a long-term commitment. Helping new people now can help you build your market for later. You can also help families find an avenue to provide for their families while promoting your farm and the Dexter breed. Even if you never sell them an animal, there is the personal satisfaction that you have helped someone learn and move forward.

Regionally, (and in many areas nationally) there is currently a huge increase in the interest in our breed. Just like many of you, for me, Dextering is a lifestyle that I truly enjoy. Let’s help other people enjoy it too.

AMERICAN DEXTER CATTLE ASSOCIATION CONFERENCE CALLS

AUGUST

August 5, 2020
7 pm CDT

President - Jim Woehl , Vice Pres -Kimberly Jepsen, IPP - , Secretary - Carole Nirosky, Treasurer – Roberta Wieringa , Registrar - Jill Delaney, Webmaster - Ray Delaney, Youth Dir Elissa Emmons, Parliamentarian - David Jones, Region 1 – Ship Tinney, Region 2 – Laaci Louderback, Region 4 – Becky Eterno, Region 6 – Jeff Chambers, Region 7 – Jennifer Hunt, Region 8 – Danny Collins, Region 9 – Kim Newswanger, Region 10 – Patrick Mitchell, Region 11 - , Region 12 – Terry Sprague. * - not present

Standing Agenda Items:

1. Treasurers report - Total liabilities & equity \$339,299.13
 - June report did not include money acquired from the virtual show due to the difficulty of moving the funds from PayPal. Kimberly Jepsen stated that PayPal is getting increasingly challenging to work with as a business. She suggested looking at other options for credit card processors. Jim said this is a recurring theme and will add it to next month's BOD meeting for further discussion.
 - Per Skip Tinney's request the BOD spent some time going over the Profit and Loss report. The BOD will continue reviewing reports monthly. They will monitor income & expenses and reallocate funds as needed.
2. Registrars report –
 - Year to date registrations are on track with last year. Transfers and membership have increased.
 - Jill was asked to provide new membership numbers; she will send that information to the BOD via email.

July 2019 Totals

Sales Invoice Totals		
Inventory Item	# Units	\$\$Amount
Steer Transfer	4	20.00
90DayWebAd	12	360.00
Reg	123	3075.00
Late	3	135.00
Tran	200	4000.00
Over/Under Payment	3	35.00
Prt Duplication Certs	5	15.00
Dues	30	1195.00
Jr Membership	1	10.00
Bull Registration	49	2450.00
Steer Registration	6	30.00

July 2020 Totals

Sales Invoice Totals		
Inventory Item	# Units	\$\$Amount
Steer Transfer	6	30.00
90DayWebAd	4	120.00
Reg	120	3000.00
Late	15	675.00
Tran	205	4100.00
Over/Under Payment	3	60.00
Prt Duplication Certs	2	6.00
Dues	37	1480.00
Family Membership	4	220.00
Family Membership	3	165.00
Associate Membership	1	30.00
Jr Membership	2	20.00
Bull Registration	36	1800.00
Youth Donation (Jr)	1	20.00
Steer Registration	4	20.00
Rush Charge	2	20.00

Monthly Agenda:

1. President's comments, Jim Woehl
 - We continue to receive positive feedback regarding the Virtual Show. The pandemic has increased interest in Dexter cattle. Dexter sales are thriving throughout the country this year. We need to keep encouraging our members to continue promoting the positive aspects and benefits of Dexter Cattle.
 - In unification with the BOD goals of succession planning, Jim announced that Kimberly Jepsen has volunteered to become the next editor of the Dexter Bulletin with Danny Collins and others assisting. Pat Mitchell will help to make this a smooth transition for Kimberly.
 - Brendan Farren has offered to livestream the ADCA annual general meeting. Brendan, a region 10 member, currently runs a podcast as the Dexter Cow Guy.
2. AGM meeting
 - The BOD discussed several possibilities for using video technology to broadcast the AGM to
 - ADCA members. Options include livestreaming, using a webinar or using Zoom to link to YouTube and or Facebook. Discussion resulted in a decision to allow for more information to be obtained and then schedule a special meeting to review options.
3. Registration software update (Jeff, Jill)
 - The Registration software task force recently met with Better Built Cows (BBC) to go over the progress of Phase 1 of the new registration software program. Phase 1 is the largest component

and biggest piece of core functionality of the build, because of this BBC has pushed the delivery date back slightly to November 2020. The first allocation of \$5000 to BBC is due upon delivery.

- The registration task force requested clarification from the BOD regarding delivery. Delivery is defined as upon delivery and not upon use, meaning the first allocation will be paid to BBC following the BOD's review and approval of Phase 1 in November. The BOD may have to schedule a special meeting in late November to review and approve Phase 1.
- Jill is meeting with BBC weekly to clean up data and coding from the current system to make the extraction to the new software as accurate as possible. The cleanup process is extremely time consuming but necessary.

4. Bulletin update

- The Dexter Bulletin should be on its way to members this week. Ballots for the Youth Director election and the ADCA logo member vote are included in this edition.
- Kimberly emailed deadline information for the next edition to the BOD.

5. Other

- Jim Woehl scheduled a special ADCA Board of Director meeting for August 19, 2020 at 7:00pm CST, to discuss the possibility of using Zoom for future ADCA BOD meetings in replacement of teleconference calls. The BOD will also discuss options for an electronic format for the AGM and how to preform presentations of Odom, Daggett, and Talisman awards.
- Danny Collins was recently contacted by the Livestock Con-

servancy about helping with a new research project involving Dexter cattle. The Livestock Conservancy received a 1- year grant to do a genetic research project. Danny will be the ADCA contact for them.

- Skip Tinney would like the BOD to schedule time to start working on the 2021 Budget. Due to covid-19 he would like the BOD to discuss who is planning on attending the 2020 AGM. The BOD will talk about this at the Special BOD meeting on August 19,2020.
- Pat Mitchell was contacted by a PDCA member who would like to register his Dexters with the ADCA. Pat will contact the pedigree and genetics committee to review this registration issue.
- Members in Regions 9, 10, 12 will be receiving nominations soon. Mailings will go out August 15, 2020.
- Ohio Valley Dexter Breeders Association will be making a final decision about hosting the 2020 show later this week and will let the ADCA know the final decision asap.

Meeting adjourned at 8:44 / Next meeting scheduled for August 19, 2020

Submitted by Carole Nirosky



*photo submitted by
Clem and Carole Nirosky
Morning Star Farm*

AMERICAN DEXTER CATTLE ASSOCIATION REGIONAL DIRECTORS

REGION 1

Arkansas, Illinois, Missouri
(Term ends December 31, 2021)

SKIP TINNEY

(618) 521-0500
Skip@RedDexters.com

REGION 2

Alaska, Alberta, British Columbia, Idaho,
Ontario, Oregon, Montana, Washington
(Term ends December 31, 2021)

LAACI LOUDERBACK

(360) 967-2229
lildame17@hotmail.com

REGION 4

Arizona, California, Colorado, Hawaii,
Nevada, New Mexico, Utah, Wyoming
(Term ends December 31, 2021)

BECKY ETERNO

(720) 378-6483
beterno@risebroadband.net

REGION 6

Kansas, Nebraska, Oklahoma
(Term ends December 31, 2022)

JEFF CHAMBERS

(402) 416-9129
JMC@SilverMaplesDexters.com

REGION 7

Texas, Louisiana
(Term ends December 31, 2022)

JENNIFER HUNT

(214) 449-4310
Dynastydexters@gmail.com

REGION 8

Alabama, Florida, Georgia, Mississippi,
North Carolina, South Carolina, Tennessee
(Term ends December 31, 2022)

DANNY COLLINS

(931) 309-5619
dannycollins1@live.com

REGION 9

Delaware, District of Columbia, Kentucky,
Maryland, Pennsylvania, Virginia, West
Virginia
(Term ends December 31, 2020)

KIM NEWSWANGER

(606) 596-0325
kim@hoperefugefarm.com

REGION 10

Indiana, Michigan, Ohio
(Term ends December 31, 2020)

PATRICK MITCHELL

(616) 875-7494
Shamrockacres@hotmail.com

REGION 11

Connecticut, Maine, Massachusetts, New
Hampshire, New Jersey, New York, Rhode
Island, Vermont
(Term ends December 31, 2018)
No Director At this Time

REGION 12

Iowa, Minnesota, North Dakota, South
Dakota, Wisconsin
(Term ends December 31, 2020)

TERRY SPRAGUE

(641) 755-2037
docsdexters@gmail.com

ADCA YOUTH DIRECTOR

(Term ends July, 2020)

ELISSA EMMONS

(713) 826-7810
aggieelissa@yahoo.com





Homoz. Polled
A2/A2
Non Chondro
Non PHA
Red Homoz. Dun

Howie

ADCA # 039431 \$25 Per Straw/10 for \$200



Homoz. Polled
A2/A2
Non Chondro
Non PHA
Red no Dun

Fiddie

ADCA # 041588 \$25 Per Straw/ 10 for \$200



Homoz. Polled
A2/A2
Non Chondro
Non PHA
Dun carries Red

Wow Factor

ADCA # 039432 \$25 Per Straw/10 for \$200



Homoz. Polled
A2/A2
Non Chondro
Non PHA
Red carries Dun

Rocky

ADCA # 037491 \$25 Per Straw/10 for \$200



Homoz. Polled
A2/A2
Non Chondro
Non PHA
Carries Red & Dun

Ragtime

ADCA # 046330 \$25 Per Straw/10 for \$200



We specialize in docile, thick, trainable,
A2/A2 Breeding, Showing, Milking & Beef Stock
Our herd is BVD-Johnes-BLV negative

Cows, Heifers & Steers often available



ADCA # 043169 \$25 Per Straw/10 for \$200 Homoz. Polled
A2/A2
Non Chondro
Non PHA
Red carries Dun

ADD A LITTLE  TO YOUR HERD

www.FreedomFarmDexters.com

Freedom Farms LLC Sally & Warren Coad
Philadelphia, Tennessee
(865)213-0590

AMERICAN DEXTER
CATTLE ASSOCIATION
1325 W. SUNSHINE #519
SPRINGFIELD, MO 65807



*photo submitted by
Clem & Carole Nirosky
Morning Star Farm*